

| | |
|--|--|
| PACKAGES CONVERTORS LIMITED BU-FC | Document type Work Instructions |
| | Title Work Instructions for Solvent preparation |

| | | | | | |
|-----------------------|-----------------------|--------------|----------|--------------------|----------------------------------|
| Prepared by Hassan | Approved by BUM FC | PAGE 1(1) | REV 5 | DATE 01.07.2024 | DOC NO. WILEMANIC/BUFC/7.5/01 |
|-----------------------|-----------------------|--------------|----------|--------------------|----------------------------------|

| | | | |
|-------------------------------------|-------------------------------------|-------------------------------------|-------------------------------------|
| Reviewed on (Date): Reviewed by: | Reviewed on (Date): Reviewed by: | Reviewed on (Date): Reviewed by: | Reviewed on (Date): Reviewed by: |
| Approved on (Date): Approved by: | Approved on (Date): Approved by: | Approved on (Date): Approved by: | Approved on (Date): Approved by: |

1. Purpose:

To ensure that the solvent to be used in inks are prepared under controlled conditions.


2. Scope:

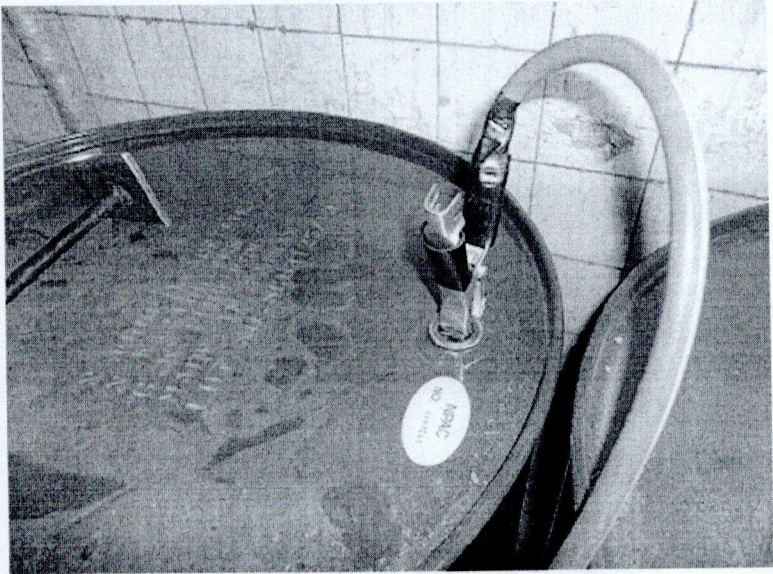
These instructions are applicable for the preparation of solvents for the inks.

3. Overall Responsibility:

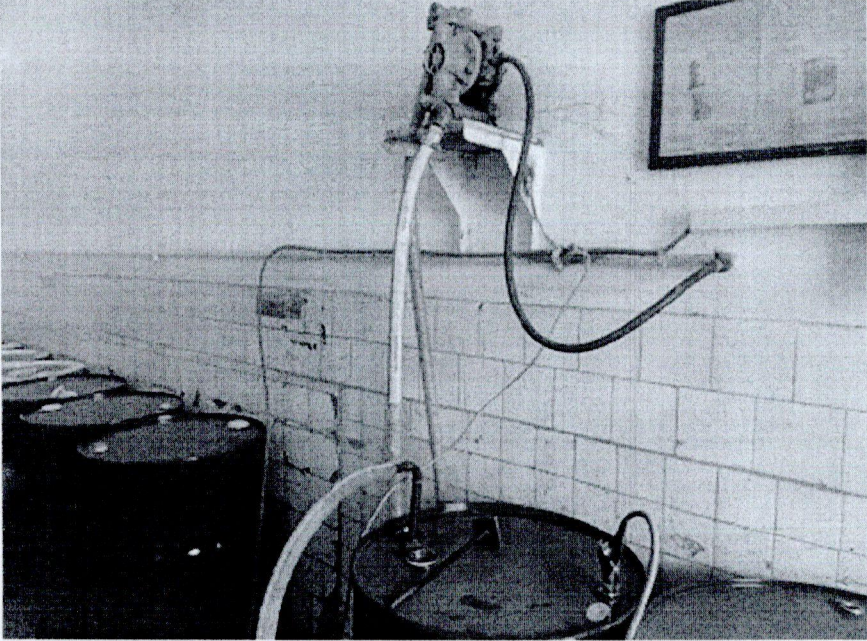
Overall responsibility lies with Production Manager Carton Line.

| Sr. # | Activity | Responsibility |
|-------|---|----------------------|
| 1. | انک کے لحاظ سے SPLEMANIC/PS/01 کے مطابق سالونٹ کو سلیکٹ کریں۔ | Printing unit helper |
| 2. | کلپ کو ہاتھ سے پکڑ کر خود کو ڈسچارج کریں۔ | Printing unit helper |



| Sr. # | Activity | Responsibility |
|-------|---|-----------------------------|
| 3. | <p>ڈرم کو Ground کریں۔</p>  <p>The image shows a person's hand holding a metal rod and touching it to a metal drum. A coiled cable is also visible on the drum's surface.</p> | <p>Printing unit helper</p> |
| 4. | <p>کنٹینر کو Ground کریں۔</p> | <p>Helper printing unit</p> |



| Sr. # | Activity | Responsibility |
|-------|---|----------------------------------|
| 5. | <p>ڈرم اور کنٹینر میں Pipes ڈال کر پمپ کو آن کریں۔ SPLEMANIC/PS/01 کے مطابق سالونٹ کو کنٹینر میں fill کریں۔ اور Grounded clamps واپس اپنی جگہ پر لگا دیں۔</p>  | <p>Printing unit helper</p> |

**CONTROLLED
DOCUMENT**

BUSINESS UNIT FOLDING CARTON (BUFC)