

SAP Technical Upgrade ECC 6.0

Training Manuals



IMAGINATION BEYOND EDGES

Work Centre

Plant Maintenance

Prepared by : Usman Nazir

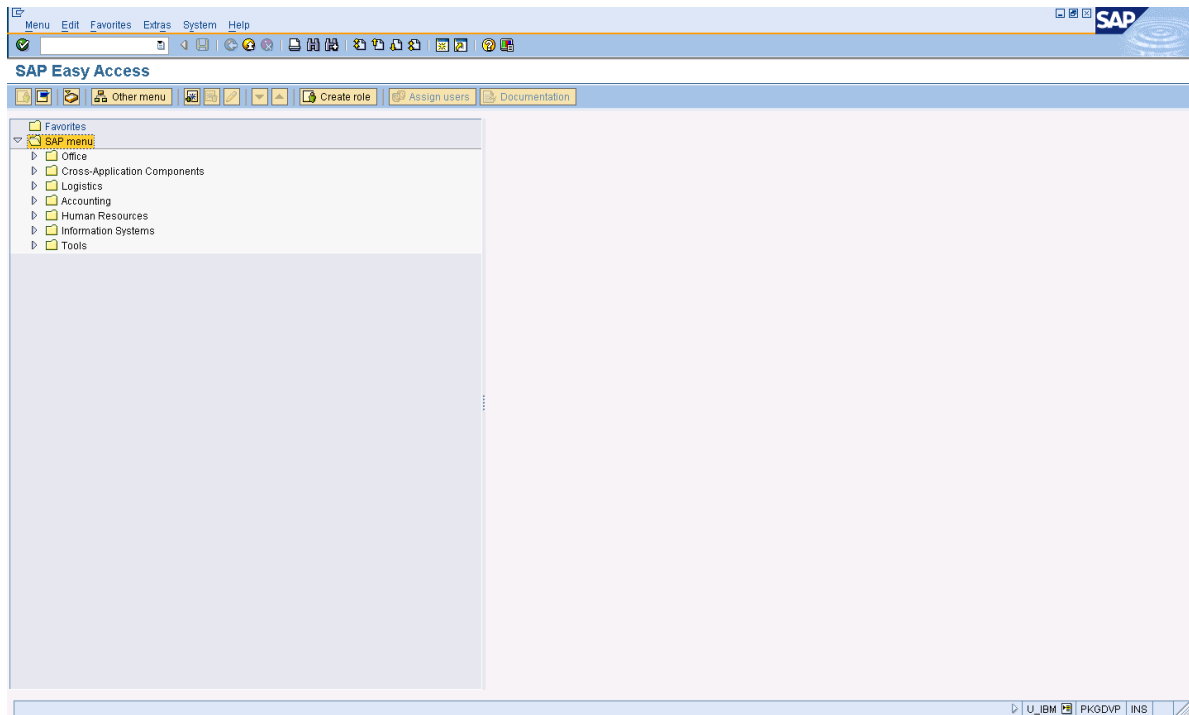
Date of Publication : 22.07.2011





Procedure

1. Start the transaction using the menu path or transaction code.

SAP Easy Access



2. Click Logistics tree item  Logistics.
3. Double-click IR01 - Create tree item  IR01 - Create.



Create Work Center: Initial Screen

4. Press "F4".



Plant (1) 14 Entries found

Plant (1) 14 Entries found							
Restrictions							
Plnt	Search Term	Search Term	Postl Code	City	Name 2	Name	Versi
0010			54760	Lahore		Paper and Board Mill	
0020			54760	Lahore		Tissue Conversion Line	
0030			54760	Lahore		Tissue Conversion Line	
0040			54760	Lahore		Carton Line	
0050			54760	Lahore		Coating	
0060			54760	Lahore		Flexible Line	
0070			54760	Lahore		Corrugator Line	
0080			54760	Lahore		Rubber	
0090			54760	Lahore		Oil Packing Line	
0100			54760	Lahore		Workshop	
0200			54760	Lahore		PBD Kasur Plant	
0300			54760	Lahore		PBD Coating & PS	
0400			54760	Lahore		BSPM Coating	
0900						General Plant	



Work center Edit Goto Extras System Help

Create Work Center: Initial Screen

Basic data

Plant 0066

Work center ☒

Basic data

Work center cat. 0005

Copy from:

Plant

Ref. work center

U IBM PKGDVP INS

9. As required, complete/review the following fields:

Field	R/O/C	Description
Work center	R	Example: SAP1

10. Press "F4".



Work center cat. (1) 5 Entries found

Work center cat. (1) 5 Entries found

Restrictions

✓ ✕ H H [icon] [icon] [icon] [icon]


Cat.	Description
0001	Machine Based
0002	Stat. WkCtr MchneGrp
0003	Labor Based
0004	Stat. WkCtr LaborGrp
0005	Plant maintenance

5 Entries found

11. Double-click label 0005 Plant maintenance .



Create Work Center: Initial Screen

13. Click Basic data button .



Create Work Center: Basic Data

14. As required, complete/review the following fields:

Field	R/O/C	Description
Person responsible	R	Example:



15. Press "F4".

Person responsible for the work center (1) 4 Entries found

Person responsible for the work center (1) 4 Entries found

Restrictions

Plant: 0060

Res	Name
001	Planning Engineer / Officer
ENG	ENGINEER
FIT	FITTER
SUP	SUPERVISOR

4 Entries found

16. Double-click label
SUP SUPERVISOR



Create Work Center: Basic Data

Work center Edit Goto Extras System Help

Plant 0000 Flexible Line
Work center SAP1

Basic Data Default Values Capacities Scheduling Costing Technology

General Data
Work center cat 0005 Plant maintenance
Person responsible SUP
Location
QDR system
Supply Area
Usage
☐ Backflush

Standard Value Maintenance
Standard value key
Standard Values Overview

Key Word	Description

Descrpts. Admin. data Classification Subsystems

U IBM PKGDVP INS

17. As required, complete/review the following fields:

Field	R/O/C	Description
Usage	R	Example:



18. Press "F4".

Key for task list usage (1) 10 Entries found

Usage	Description
000	no task list categories
001	only routings
002	only inspection plans
003	only networks
004	Only maintenance task lists
005	Production rate planning
007	Only rate routings
008	Master recipe + process order
009	All task list types
010	Rough-cut planning

19. Click label **000 no task list categories** .

20. Double-click label **000 no task list categories** .



Create Work Center: Basic Data

21. As required, complete/review the following fields:

Field	R/O/C	Description
Standard value key	R	Example:



22. Press "F4".

Standard value key (1) 9 Entries found

SVK	Text for the std value key
SAP0	No standard values
SAP1	Normal production
SAP2	Variable production
SAP3	Production line planning
SAP4	Process manufacturing
SAP5	Cont.prod. (valued a./non-val)
SAP6	Process manufacturing(extend.)
ZAP9	Normal production with Colors
ZPM1	Standard Value Key for PM

23. Double-click label **ZPM1** Standard Value Key for PM



Create Work Center: Basic Data

Work center Edit Goto Extras System Help

Plant 0000 Flexible Line
Work center SAP1

Basic Data Default Values Capacities Scheduling Costing Technology

General Data
Work center cat. 0005 Plant maintenance
Person responsible SUP
Location
QDR system
Supply Area
Usage 000
☐ Backflush

Standard Value Maintenance
Standard value key ZPM1
Standard Values Overview

Key Word	Description


Descrpts. Admin. data Classification Subsystems

U IBM PKGDVP INS


24. Press "Return".
25. As required, complete/review the following fields:

Field	R/O/C	Description
Work center	R	Example: SAP Training Manual for PM



26. Click Costing tab control 

Create Work Center: Cost Center Assignment

27. Click Cost Center text box 

28. As required, complete/review the following fields:

Field	R/O/C	Description
Cost Center	R	Example:



29. Press "F4".

Cost Center (1)

30. Click button .



Cost Center (1) 500 Entries found

Cost Center (1) 500 Entries found									
Cost center		Cost center name		Standard Hierarchy		Organizational unit via Personal Area (NPD)			
Cost C...	COAr	CoCd	CCTC	Person Responsible	User Resp.	Short text	Language	Valid From	to
11100	PKGS	PKGS	F	80		STRAW & LINTER PREP	EN	01.01.1950	31.12.9999
11101	PKGS	PKGS	F	11		STRAW PREP-CTMP	EN	01.01.1950	31.12.9999
11102	PKGS	PKGS	F	12		LINTER PREPARATION	EN	01.01.1950	31.12.9999
11200	PKGS	PKGS	F	81		COOKING HOUSE COMMON	EN	01.01.1950	31.12.9999
11201	PKGS	PKGS	F	15		STRAW COOKING	EN	01.01.1950	31.12.9999
11202	PKGS	PKGS	F	16		LINTER COOKING	EN	01.01.1950	31.12.9999
11300	PKGS	PKGS	F	21		NEW FIBRE LINE COMMO	EN	01.01.1950	31.12.9999
11301	PKGS	PKGS	F	21		FIBRE LINE - STRAW P	EN	01.01.1950	31.12.9999
11302	PKGS	PKGS	F	22		FIBRE LINE - STRAW P	EN	01.01.1950	31.12.9999
11400	PKGS	PKGS	F	82		BLEACHING HOUSE COMM	EN	01.01.1950	31.12.9999
11401	PKGS	PKGS	F	19		STRAW WASHING & SCRE	EN	01.01.1950	31.12.9999
11402	PKGS	PKGS	F	20		STRAW PULP BLEACHING	EN	01.01.1950	31.12.9999
11403	PKGS	PKGS	F	23		SEMI BL.STRAW PULP	EN	01.01.1950	31.12.9999
11501	PKGS	PKGS	F	25		CTMP	EN	01.01.1950	31.12.9999
11601	PKGS	PKGS	F	56		CHEMICAL HOUSE	EN	01.01.1950	31.12.9999
11701	PKGS	PKGS	F	57		CHEMICAL RECOVERY	EN	01.01.1950	31.12.9999
11801	PKGS	PKGS	F	73		EFFLUENT TREATMENT	EN	01.01.1950	31.12.9999
11900	PKGS	PKGS	F	NA		PULP SECTION COMMON	EN	01.01.1950	31.12.9999
12300	PKGS	PKGS	F	7000		K.V. COMMON	EN	01.01.1950	31.12.9999
12301	PKGS	PKGS	F	7001		BAG SEALING	EN	01.01.1950	31.12.9999
12302	PKGS	PKGS	F	7002030506		SEAMING MACHINES	EN	01.01.1950	31.12.9999
12303	PKGS	PKGS	F	7007		SHEMPRING/GRINDING	EN	01.01.1950	31.12.9999
12304	PKGS	PKGS	F	7008		RING PRESSING M/C	EN	01.01.1950	31.12.9999
12305	PKGS	PKGS	F	7009 & 7010		CORE PRESSING MACHIN	EN	01.01.1950	31.12.9999
12306	PKGS	PKGS	F	7013 & 7014		SPRAY PAINTING	EN	01.01.1950	31.12.9999
12307	PKGS	PKGS	F	7025		SLITTING M/C	EN	01.01.1950	31.12.9999
12308	PKGS	PKGS	F	7026		CORE WINDING MACHINE	EN	01.01.1950	31.12.9999
12309	PKGS	PKGS	F	7027		CORE CUTTING MACHINE	EN	01.01.1950	31.12.9999
12310	PKGS	PKGS	F	7028		CORE WINDING MACHINE	EN	01.01.1950	31.12.9999
12311	PKGS	PKGS	F	7030		BULLET LINER MAKING	EN	01.01.1950	31.12.9999
12312	PKGS	PKGS	F	7031323334		M-6 LINER SEALING MA	EN	01.01.1950	31.12.9999
12313	PKGS	PKGS	F	70353637		CORE CUTTING MACHINE	EN	01.01.1950	31.12.9999
12314	PKGS	PKGS	F	7039 & 7040		GUMMING MACHINE	EN	01.01.1950	31.12.9999
12315	PKGS	PKGS	F	7041,7042,7043		SLITTING MACHINES	EN	01.01.1950	31.12.9999
12316	PKGS	PKGS	F	7000		PACKING	EN	01.01.1950	31.12.9999
12317	PKGS	PKGS	F	7000		GLUE COOKING	EN	01.01.1950	31.12.9999
More than 500 input options									

31. Double-click label

11102	PKGS	PKGS	F	12		LINTER PREPARATION	EN	01.01.1950	31.12.9999
-------	------	------	---	----	--	--------------------	----	------------	------------





Create Work Center: Cost Center Assignment

Work center Edit Goto Extras System Help

Create Work Center: Cost Center Assignment

Plant 0060 Flexible Line
Work center SAP1 SAP Training Manual for PM

Basic Data Default Values Capacities Scheduling Costing Technology

Validity
Start date 23.07.2011 End Date 31.12.9999

Link to cost center/activity types
Controlling Area PK66 Packages Limited
Cost Center 11102

Activities Overview

Alt. activity descr.	Activity Type	Activity Unit	R	Formula	Formula description
Labor			<input type="checkbox"/>		
			<input type="checkbox"/>		
			<input type="checkbox"/>		
			<input type="checkbox"/>		
			<input type="checkbox"/>		

ActType Int.Proc. ☐

Link to business process
Business Process ☐
Incentive wages ind. ☐ Record Type Group ☐

Form. Formula Formula constants Validities

U IBM PK6DVP INS

32. Press "Return".

33. Click Basic Data tab control **Basic Data**.



Create Work Center: Basic Data

Work center Edit Goto Extras System Help

Create Work Center: Basic Data

HRMS Hierarchy Template

Plant 0000 Flexible Line
Work center SAP1 SAP Training Manual for PM

Basic Data Default Values Capacities Scheduling Costing Technology

General Data

Work center cat. 0005 Plant maintenance
Person responsible SUP SUPERVISOR
Location
QDR system
Supply Area
Usage 000 no task list categories
☐ Backflush

Standard Value Maintenance

Standard value key ZPM1 Standard Value Key for PM

Standard Values Overview

Key Word	Rule for Maint	K/a	Description
Labor	no checking		

Descrpts. Admin. data Classification Subsystems

U IBM PKGDVP INS

34. Click button .



Work center

Edit

Quit

Extras

System

Help

U_IBM

PKGDVP

INS

Create Work Center: Initial Screen

Basic data

Plant0060

Work center

Basic data

Work center cat.0005

Copy from:

Plant

Ref. work center

Work center SAP1 in plant 0060 was created

U_IBM

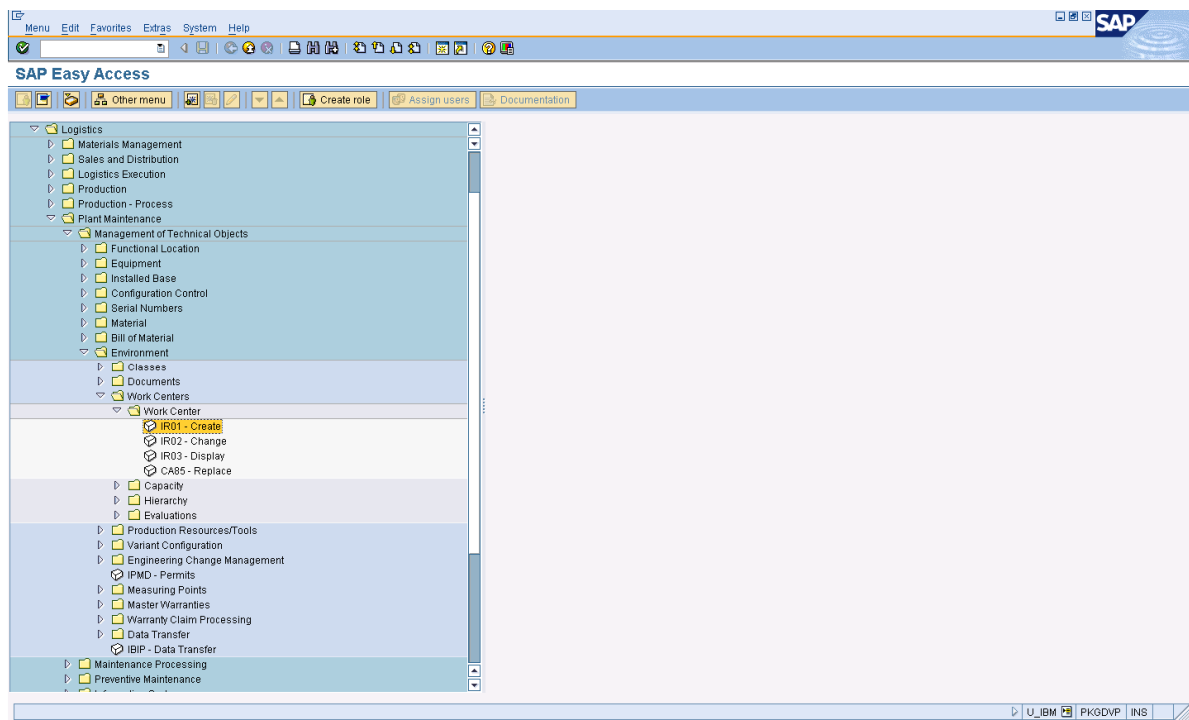
PKGDVP


INS





SAP Easy Access



36. Double-click IR02 - Change tree item  IR02 - Change.



Change Work Center: Initial Screen

Work center Edit Goto Extras System Help

Change Work Center: Initial Screen

Basic data Defaults Scheduling Capacities Costing

Plant 0050

Work center SAP1

U IBM PKGDVP INS

37. Click Basic data button **Basic data**.



Change Work Center: Basic Data

SAP

Work center Edit Goto Extras System Help

Change Work Center: Basic Data

Plant 0000 Flexible Line
Work center SAP1 SAP Training Manual for PM

Basic Data Default Values Capacities Scheduling Costing Technology

General Data

Work center cat. 0005 Plant maintenance
Person responsible SUP SUPERVISOR
Location
QDR system
Supply Area
Usage 000 no task list categories
☐ Backflush

Standard Value Maintenance

Standard value key ZPM1 Standard Value Key for PM

Standard Values Overview

Key Word	Rule for Maint	Key	Description
Labor	no checking		

Descrpts. Admin. data Classification Subsystems

U IBM PKGDVP INS

38. Click button .



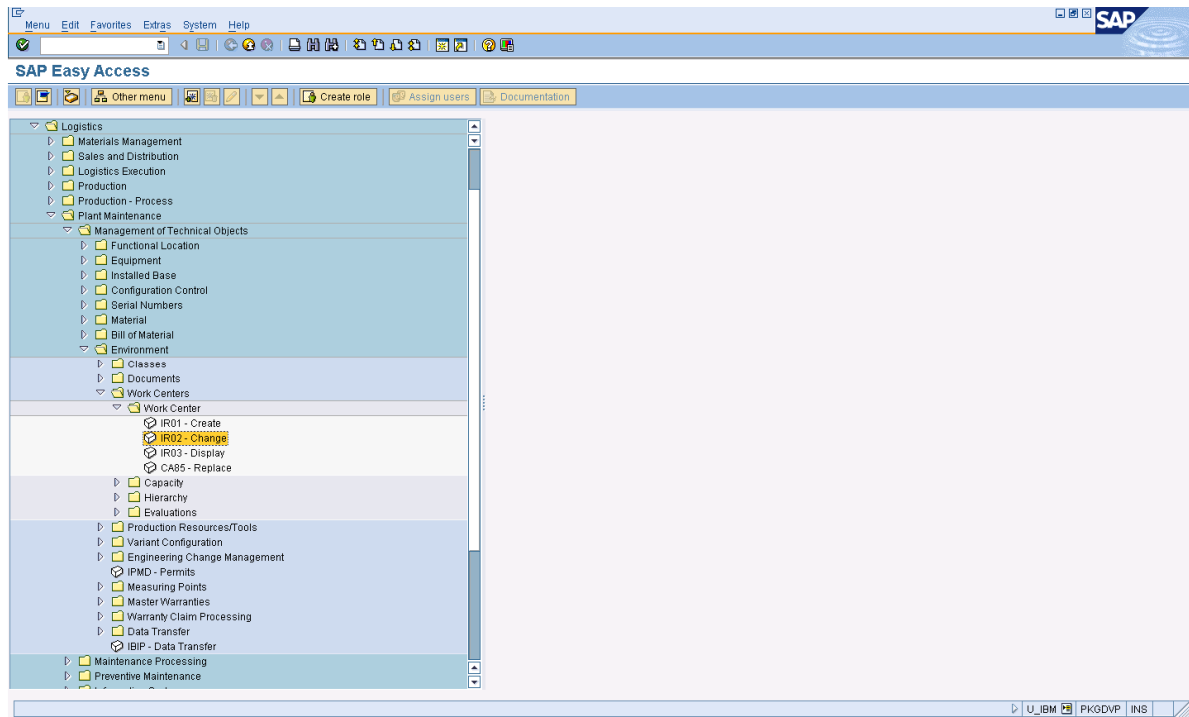
Change Work Center: Initial Screen

The screenshot shows the SAP 'Change Work Center: Initial Screen' dialog box. The title bar includes 'Work center', 'Edit', 'Goto', 'Extras', 'System', and 'Help'. The menu bar contains 'Work center', 'Edit', 'Goto', 'Extras', 'System', and 'Help'. The toolbar includes various icons for saving, deleting, and other functions. The main area has tabs for 'Basic data', 'Defaults', 'Scheduling', 'Capacities', and 'Costing'. The 'Basic data' tab is active, showing fields for 'Plant' (0050) and 'Work center' (SAP1). The status bar at the bottom shows 'U IBM', 'PKGDVP', 'INS', and a refresh icon.

39. Click button .



SAP Easy Access



40. Double-click IR03 - Display tree item  IR03 - Display.



Display Work Center: Initial Screen

Work center Edit Goto Extras System Help

Display Work Center: Initial Screen

Basic data Defaults Scheduling Capacities Costing

Plant 0050

Work center SAP1

U IBM PKGDVP INS

41. Click Basic data button **Basic data**.



Display Work Center: Basic Data

Work center Edit Goto Extras System Help

Display Work Center: Basic Data

HRMS Hierarchy

Plant: 0000 Flexible Line: Plant maintenance
Work center: SAP1 SAP Training Manual for PM

Basic Data Default Values Capacities Scheduling Costing Technology

General Data

Work center cat: 0005 Plant maintenance
Person responsible: SUP SUPERVISOR
Location:
QDR system:
Supply Area:
Usage: 000 no task list categories
☐ Backflush

Standard Value Maintenance

Standard value key: ZPM1 Standard Value Key for PM

Standard Values Overview

Key Word	Rule for Maint	K/a	Description
Labor	no checking		

Descrpts. Admin. data Classification Subsystems

U IBM PKGDVP INS

42. Click button .



Display Work Center: Initial Screen

Work center Edit Goto Extras System Help

Display Work Center: Initial Screen

Basic data Defaults Scheduling Capacities Costing

Plant 0050

Work center SAP1

U IBM PKGDVP INS

43. Click button .