

SAP Technical Upgrade ECC 6.0

Training Manuals



IMAGINATION BEYOND EDGES

Cost Release Tissue

FICO

Cost Center Accounting

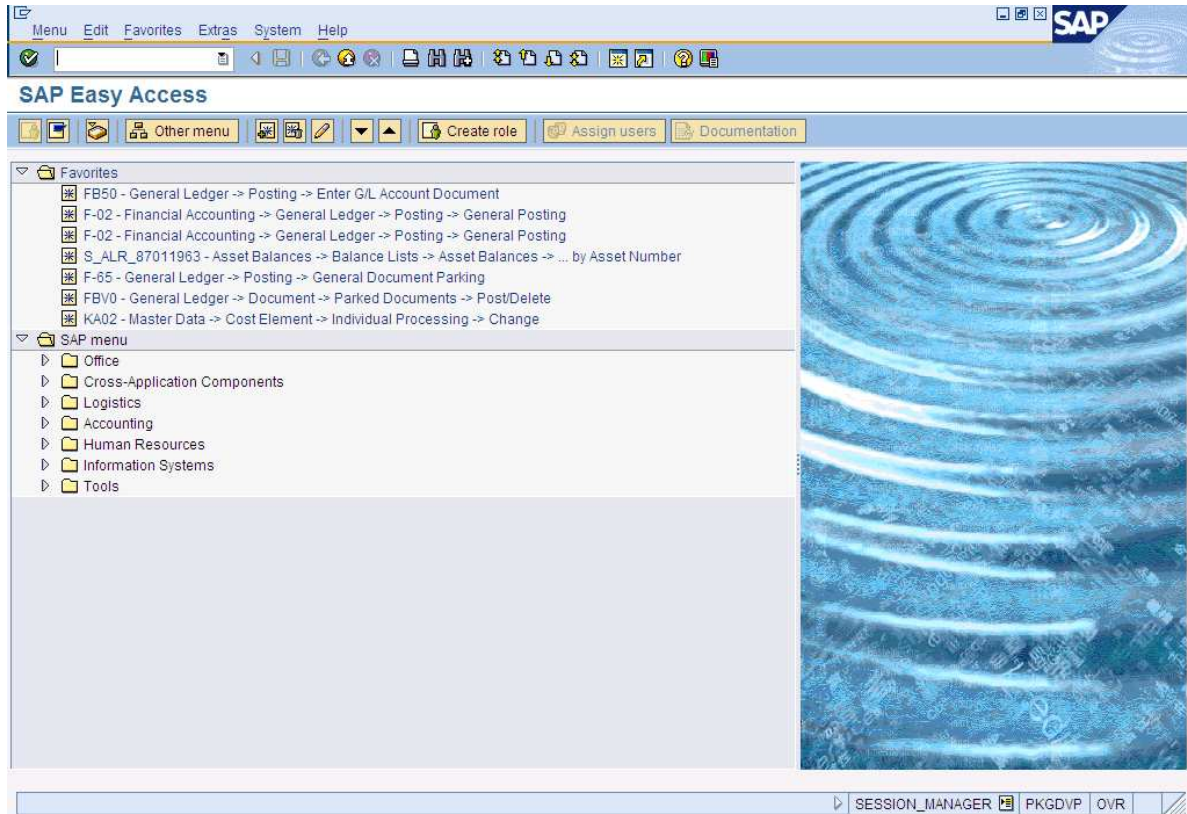
Prepared by : Muhammad Ali & Syed Ijaz Bukhari



Procedure

1. Start the transaction using the menu path or transaction code.

SAP Easy Access



2. As required, complete/review the following fields:

Field	R/O/C	Description
KEYCODE	R	Example: ck11



Create Material Cost Estimate: Initial Screen

Material Cost Estimate Edit Goto Extras System Help

Material Cost Estimate: Initial Screen

Costing Variant
Material ☒
Plant ☒
Costing Lot Size
Costing Version

Qty Structure

Production Version

BOM

BOM Usage ☐
Alternative BOM ☐

Routing

Task List Type ☐
Group
Group Counter

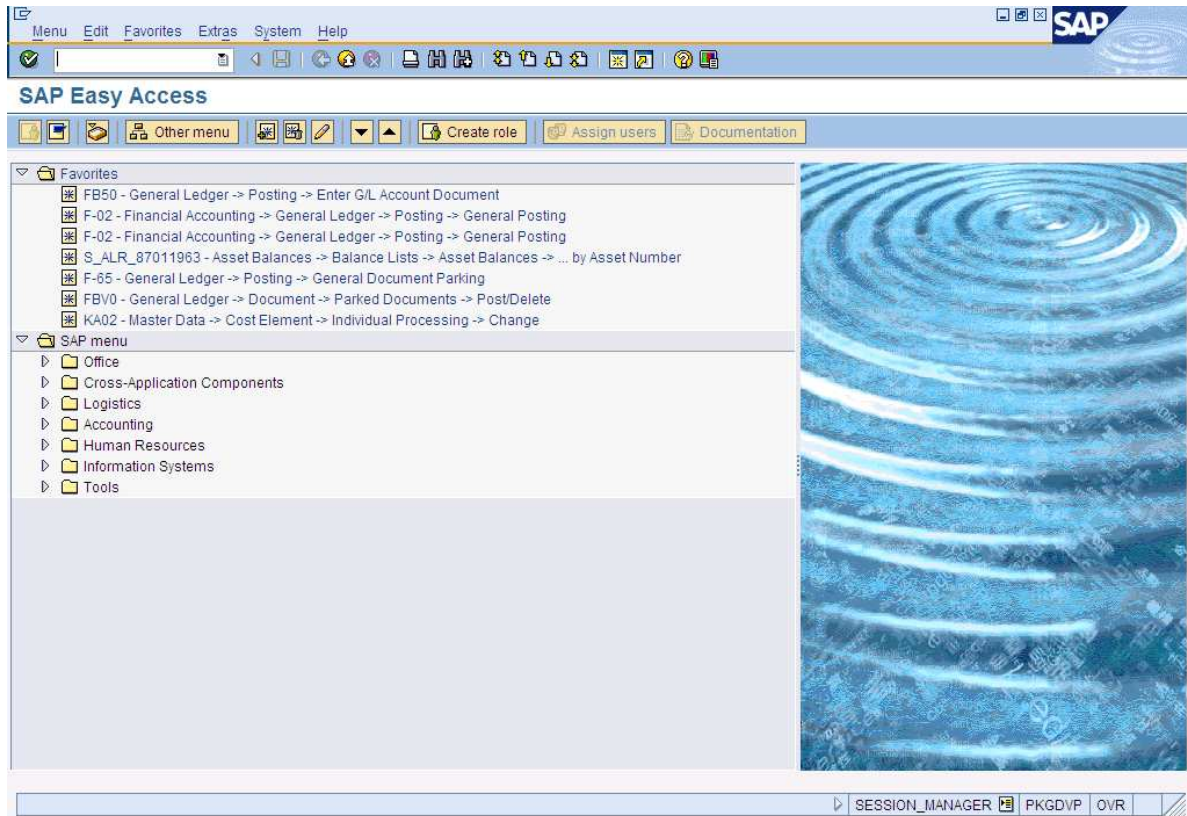
CK11 PKGDVP OVR

3. As required, complete/review the following fields:

Field	R/O/C	Description
Costing Variant	R	Example: ppc1
Material	R	Example:



SAP Easy Access

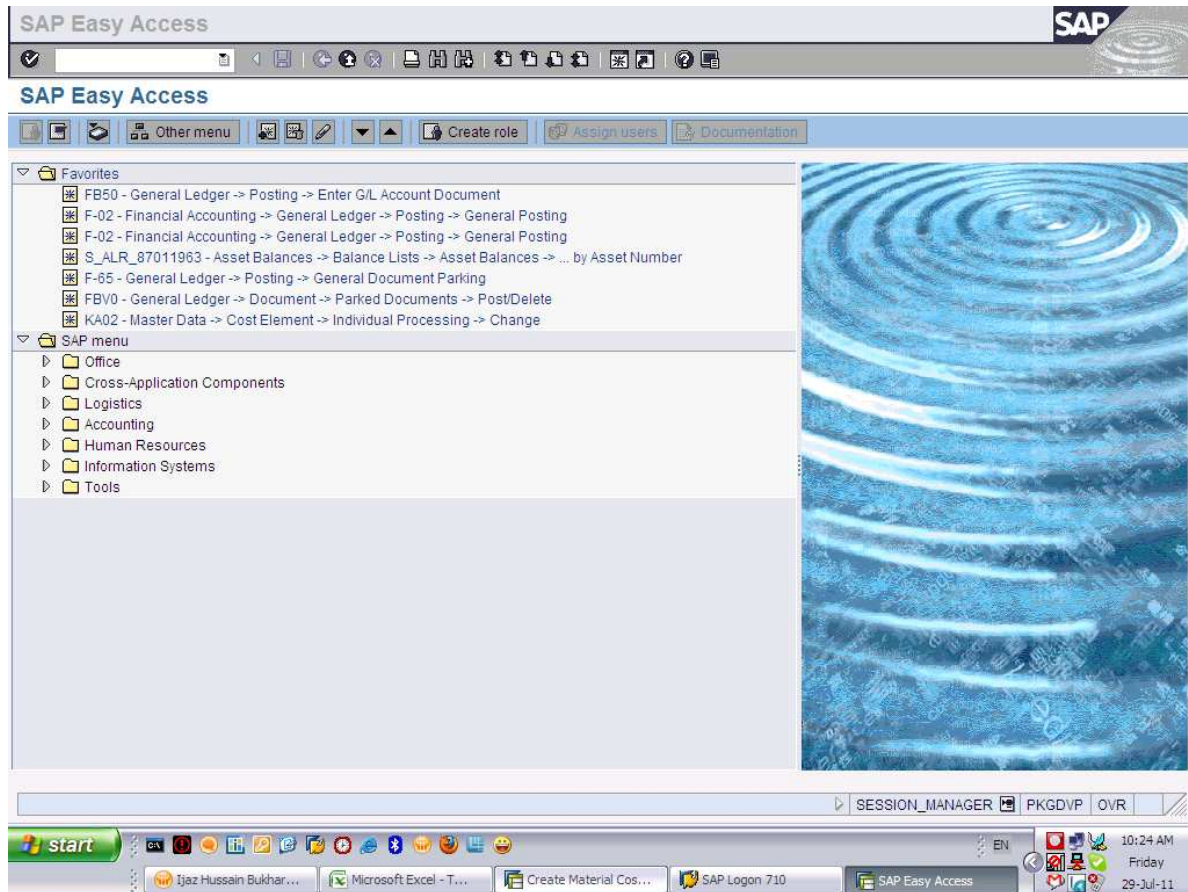


4. As required, complete/review the following fields:

Field	R/O/C	Description
KEYCODE	R	Example:

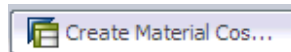


Desktop



5.

Click Create Material Cost Estimate: Initial Screen button





Create Material Cost Estimate: Initial Screen

Material Cost Estimate Edit Goto Extras System Help

Costing Variant

Material

Plant ☒

Costing Lot Size

Costing Version

Qty Structure

Production Version

BOM

BOM Usage

Alternative BOM

Routing

Task List Type

Group

Group Counter

CK11 PKGDVP OVR

6. As required, complete/review the following fields:

Field	R/O/C	Description
Material	R	Example: 8
Material	R	Example: 8000000001
Plant	R	Example: 0020



Control Parameters

Control Parameters

Costing Dates

Costing Date From: 29.07.2011

Costing Date To: 31.07.2011

Qty Structure Date: 29.07.2011

Valuation Date: 29.07.2011

Transfer Control

Transfer Control: ☐

☐ ☐

7. Press "Return".

Create Material Cost Estimate: Material Costing Data

Create Material Cost Estimate: Material Costing Data

Material: 8000000001 LUXURY PINK Print: 0020

☐ Mixed Costing

Costing Data

Costing Variant: PPC1 Standard cost est. (mat.) Posting period: 7 2011

Costing Version: 1 Costing Status: KA

Costing Lot Size: 2,500,000 CAS Costing Msgs: 2

Valuation Data

Valuation Variant: 001 Costing Sheet: ☐

Currency: PKR Overhead key: ☐

Process Template: ☐

Costs Based On Costing Lot Size 2,500,000 CAS


Cost Component View	Total	Fixed
Cost of goods manufactured	2,561,805.60	40,201.92
Cost of goods sold	2,561,805.60	40,201.92
Sales and administration costs	0.00	0.00
Inventory (commercial)	2,561,805.60	40,201.92
Inventory (tax-based)	0.00	0.00

System messages were generated. See log

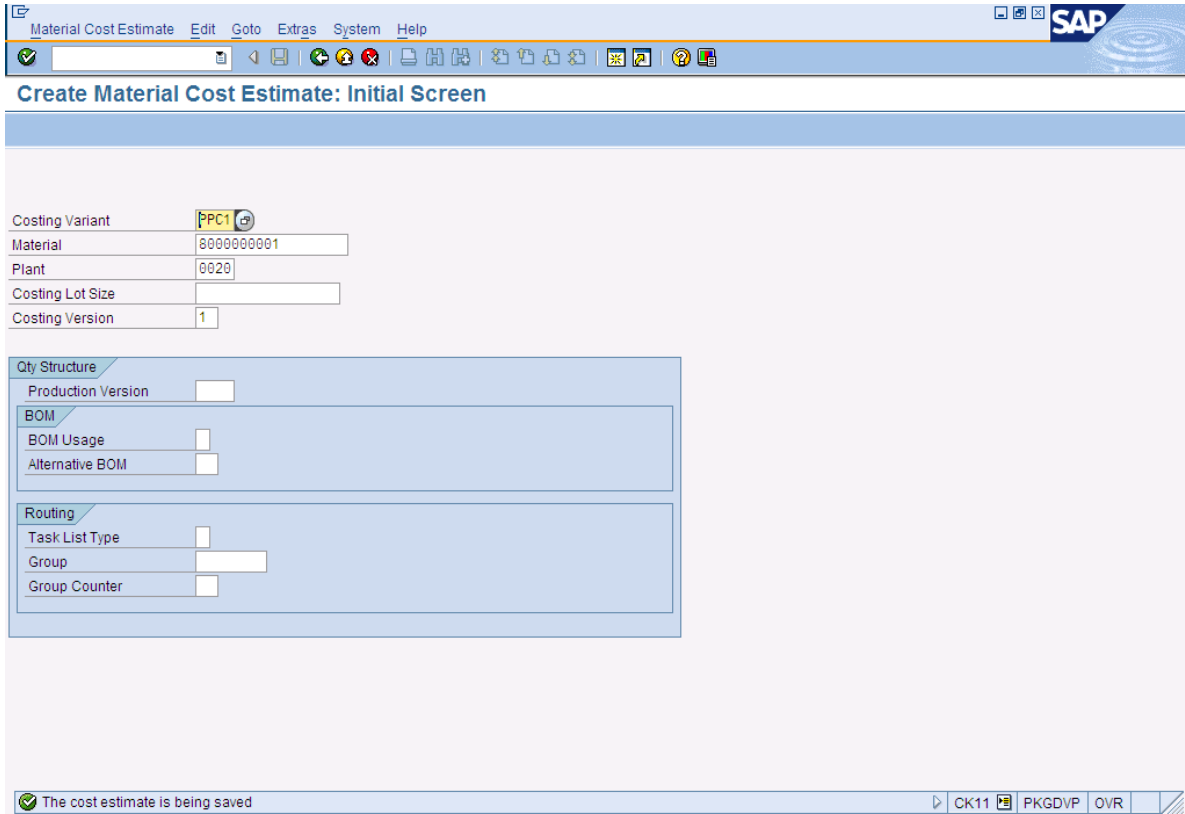
CK11 PKGDVP OVR





8. Click button .

Create Material Cost Estimate: Initial Screen



Material Cost Estimate Edit Goto Extras System Help

Material Cost Estimate: Initial Screen

Costing Variant

Material

Plant

Costing Lot Size

Costing Version

Qty Structure

Production Version

BOM

BOM Usage

Alternative BOM

Routing

Task List Type

Group

Group Counter

The cost estimate is being saved

CK11 PKGDVP OVR

9. As required, complete/review the following fields:

Field	R/O/C	Description
KEYCODE	R	Example: /nck24



Price Update: Mark Standard Price

Program Edit Goto System Help

Price Update: Mark Standard Price

Release Other Prices Log

Posting Period/Fiscal Year 7 2011 Marking Allowance

Company Code to

Plant to

Material to

Processing Options

☒ Test Run

☒ With List Output

☐ Parallel Processing

☐ Background Processing

CK24 PKGDVP OVR

10. As required, complete/review the following fields:

Field	R/O/C	Description
Company Code	R	Example: pkgs
to	R	Example:

11. Press "Tab".

12. As required, complete/review the following fields:

Field	R/O/C	Description
Plant	R	Example:



Field	R/O/C	Description
Plant	R	Example: 0020
Material	R	Example: 8
Material	R	Example: 8000000001

13. Click button .

Price Update

SAP


Price Update

Log created on 29.07.2011

Information 2
Warnings
Error
Total 2

	Material	PInt	AppAr	MsgNo	Message Text	ItmNo
OO I			CK	790	***** Summary Test run: *****	
OO I			CK	705	Of 1 materials, 1 cost estimates were updated successfully	

CK24 PKGDVP OVR

14. Click button .



Price Update: Mark Standard Price

Program Edit Goto System Help

Price Update: Mark Standard Price

Test run

Ex	Material	Plant	Valuation Type	Costin...	Fut. plnd price	Standard price	Pr
	80000000001	0020		VO	1,024.72	488.10	

CK24 PKGDVP OVR

15. Click button .

16. Click Test Run check box ☒ Test Run.

17. Click button .



Price Update

Price Update

Log created on 29.07.2011

Information 2
Warnings
Error
Total 2

	M	Material	PInt	AppAr	MsgNo	Message Text	ItmNo
OK	I			CK	790	***** Summary : *****	
OK	I			CK	705	Of 1 materials, 1 cost estimates were updated successfully	

Of 1 materials, 1 cost estimates were updated successfully

CK24 PKGDVP OVR

18. Click button .




Price Update: Mark Standard Price

Program Edit Goto System Help

Price Update: Mark Standard Price

Ex...	Material	Plant	Valuation Type	Costin...	Fut. plnd price	Standard price	Pr
	80000000001	0020		VO	1,024.72	488.10	

CK24 PKGDVP OVR

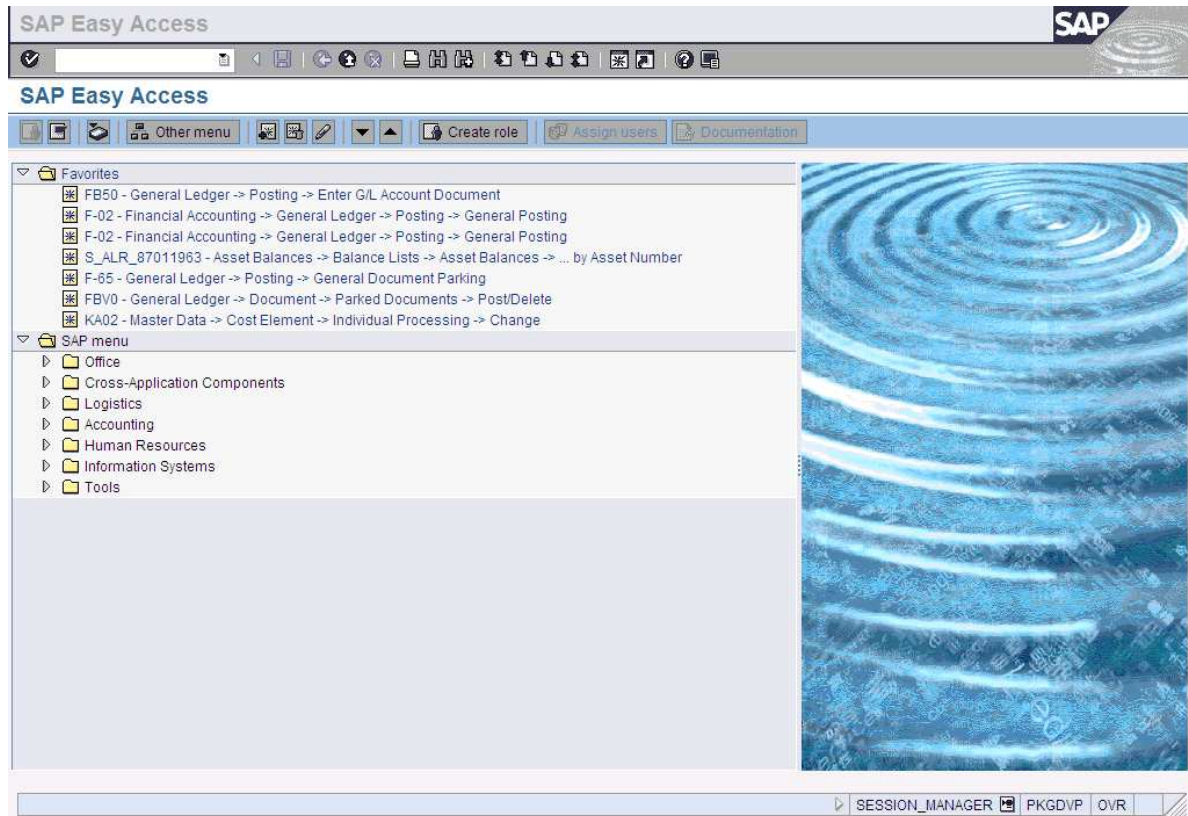
19. Click button .

20. As required, complete/review the following fields:

Field	R/O/C	Description
Material	R	Example: 80000000001



SAP Easy Access



21. As required, complete/review the following fields:

Field	R/O/C	Description
KEYCODE	R	Example: zprl



Upload Moving Average Price

Material number:

Plant: ☐ to

Posting Date: ☐

ZPRL PKGDVP OVR

22. As required, complete/review the following fields:


Field	R/O/C	Description
Material number:	R	Example: 8

23. As required, complete/review the following fields:

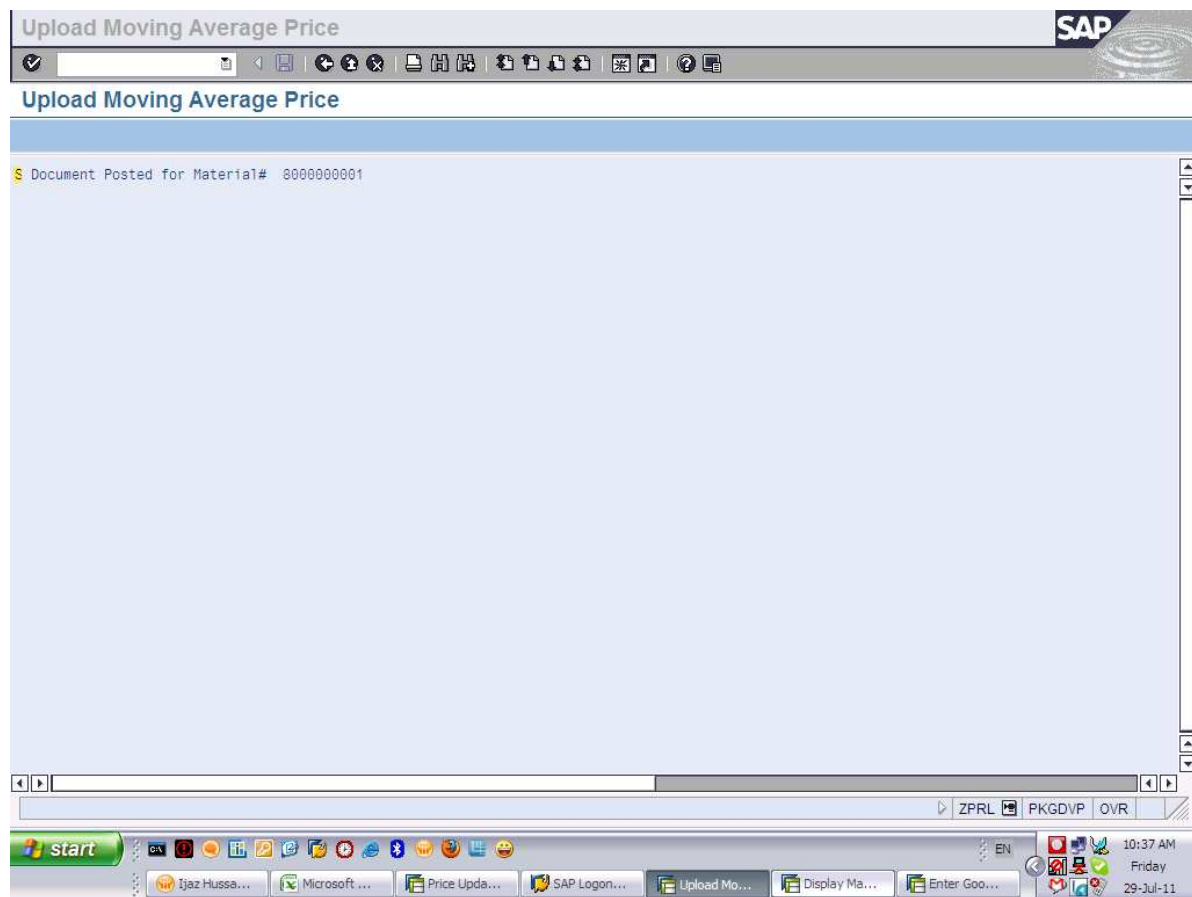
Field	R/O/C	Description
Plant :	R	Example: 0020
to	R	Example:




Field	R/O/C	Description
Posting Date :	R	Example: 01

24. Click button .

Desktop



25. Click Display Material 8000000001 (Finished products (PKGS)) button .



Display Material 8000000001 (Finished products (PKGS))

SAP

Material Edit Goto Environment System Help

Display Material 8000000001 (Finished products (PKGS))

Additional Data Org. Levels

Quality management Accounting 1 Accounting 2 Costing 1

Material 8000000001 LUXURY PINK
Plant 0020 Tissue Conversion Line

General data

Base Unit of Measure	CAS	Case	Valuation Category	
Currency	PKR		Current period	07 2011
Division	07		Price determ.	<input type="checkbox"/> ML act.

Current valuation

Valuation Class	7920	Proj. stk val. class	
VC: Sales order stk		Price Unit	1
Price Control	V	Standard price	488.10
Moving price	1,042.10	Total Value	0.00
Total Stock	0.000	<input type="checkbox"/> Valuated Un	
Future price	0.00	Valid from	
Previous price	989.61	Last price change	03.03.2011

Previous period/year Std cost estimate

MM03 PKGDVP INS

26. As required, complete/review the following fields:

Field	R/O/C	Description
KEYCODE	R	Example: /NMM03



Display Material (Initial Screen)

The screenshot shows the SAP 'Display Material (Initial Screen)' window. At the top is a menu bar with 'Material', 'Edit', 'Goto', 'Defaults', 'System', and 'Help'. Below the menu is a toolbar with various icons for navigation and actions. The main area has a title bar 'Display Material (Initial Screen)' and three buttons: 'Select View(s)', 'Org. Levels', and 'Data'. Below these buttons is a large text input field labeled 'Material' containing the value '8000000001'. At the bottom right of the window, there is a status bar showing 'MM03', 'PKGDPV', and 'INS'.

27. Press "Return".





Select View(s)

View

- Basic Data 1
- Basic Data 2
- Sales: Sales Org. Data 1
- Sales: Sales Org. Data 2
- Sales: General/Plant Data
- Foreign Trade: Export Data
- Sales Text
- MRP 1
- MRP 2
- MRP 3
- MRP 4
- Forecasting
- Work Scheduling
- General Plant Data / Storage 1
- General Plant Data / Storage 2
- Quality Management
- Accounting 1

☐ View selection only on request

☒ Org. Levels Data Default Setting

28. Click list item .
29. Click button .



Organizational Levels

Organizational Levels

Plant

Valuation type

☐ Org. levels/profiles only on request

30. As required, complete/review the following fields:

Field	R/O/C	Description
Plant	R	Example: 0020

Display Material 8000000001 (Finished products (PKGS))

Material 8000000001 UXYRY PINK

Plant 0020 Tissue Conversion Line

General data

Base Unit of Measure CAS Case Valuation Category ☐

Currency PKR Current period 07 2011

Division 07 Price determ. ☐ ML act.

Current valuation

Valuation Class 7920

VC: Sales order stk

Price Control V Proj. stk.val. class

Moving price 1,024.72 Standard price 488.10

Total Stock 0.000 Total Value 0.00

Future price 0.00 Valid from

Previous price 989.61 Last price change 03.03.2011

Previous period/year Std cost estimate



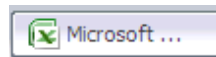
31. As required, complete/review the following fields:

Field	R/O/C	Description
Material	R	Example: 8000000001

Desktop

The screenshot shows the SAP 'Display Material' interface for material 8000000001. The title bar indicates 'Display Material 8000000001 (Finished products (PKGS))' with the SAP logo. The main window has tabs for 'Quality management', 'Accounting 1', 'Accounting 2', 'Costing 1', and 'Costing 2'. The 'Accounting 1' tab is active, showing fields for Material (8000000001), Plant (0020), and Description (LUXURY PINK). Below these are sections for 'General data' (Base Unit of Measure: CAS, Currency: PKR, Division: 07) and 'Current valuation' (Valuation Class: 7920, Price Control: V, Moving price: 1,024.72, Total Stock: 0.000). The bottom of the window shows a Windows taskbar with various application icons and a system clock indicating 10:38 AM on Friday, 29-Jul-11.

32. Click Microsoft Excel - TO DO IN PACKAGES LTD.xlsx button



Result

You have %s.