

SAP Technical Upgrade ECC 6.0

Training Manuals



IMAGINATION BEYOND EDGES

Cost Estimate Release with ZPCH

FICO

Product Cost Controlling

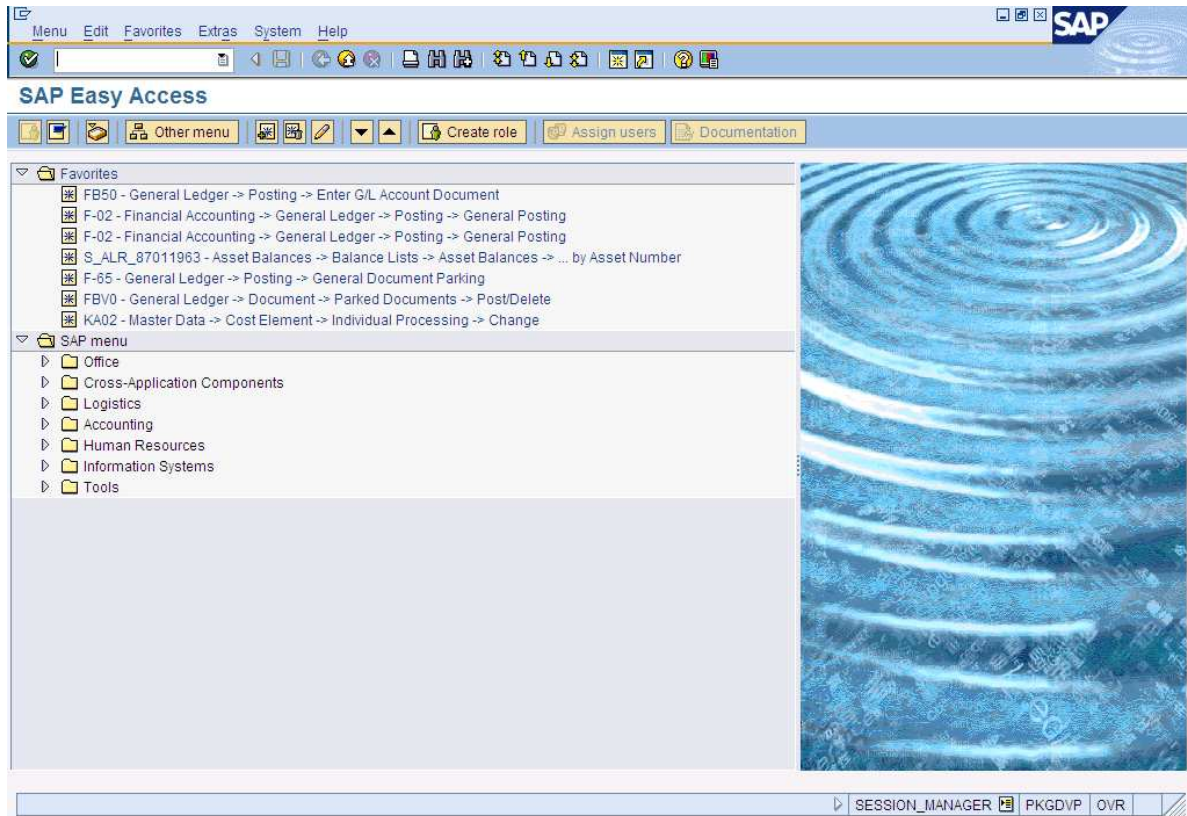
Prepared by : Muhammad Ali & Syed Ijaz Bukhari



Procedure

1. Start the transaction using the menu path or transaction code.

SAP Easy Access



2. As required, complete/review the following fields:

Field	R/O/C	Description
KEYCODE	R	Example: ck11



Create Material Cost Estimate: Initial Screen

SAP

Material Cost Estimate Edit Goto Extras System Help

Create Material Cost Estimate: Initial Screen

Costing Variant

Material

Plant

Costing Lot Size

Costing Version

Qty Structure

Production Version

BOM

BOM Usage

Alternative BOM

Routing

Task List Type

Group

Group Counter

CK11 PKGDVP OVR

3. As required, complete/review the following fields:

Field	R/O/C	Description
Material	R	Example: 7000002388



Control Parameters

Control Parameters

Costing Dates

Costing Date From: 29.07.2011

Costing Date To: 31.07.2011

Qty Structure Date: 29.07.2011

Valuation Date: 29.07.2011

Transfer Control

Transfer Control: ☐

☐ ☐

4. Press "Return".

Create Material Cost Estimate: Material Costing Data

Create Material Cost Estimate: Material Costing Data

Material: 7000002388 WASTE PAPER PULP 2 Pint 0200

☐ Mixed Costing

Costing Data

Costing Variant: PPC1 Standard cost est. (mat.) Posting period: 7/2011

Costing Version: 1 Costing Status: KA

Costing Lot Size: 10.000 TON Costing Msgs: 1

Valuation Data

Valuation Variant: 001 Costing Sheet: ☐

Currency: PKR Overhead key: ☐

Process Template: ☐


Costs Based On Costing Lot Size 10.000 TON

Cost Component View	Total	Fixed
Cost of goods manufactured	324,238.90	8,727.85
Cost of goods sold	324,238.90	8,727.85
Sales and administration costs	0.00	0.00
Inventory (commercial)	324,238.90	8,727.85
Inventory (tax-based)	0.00	0.00

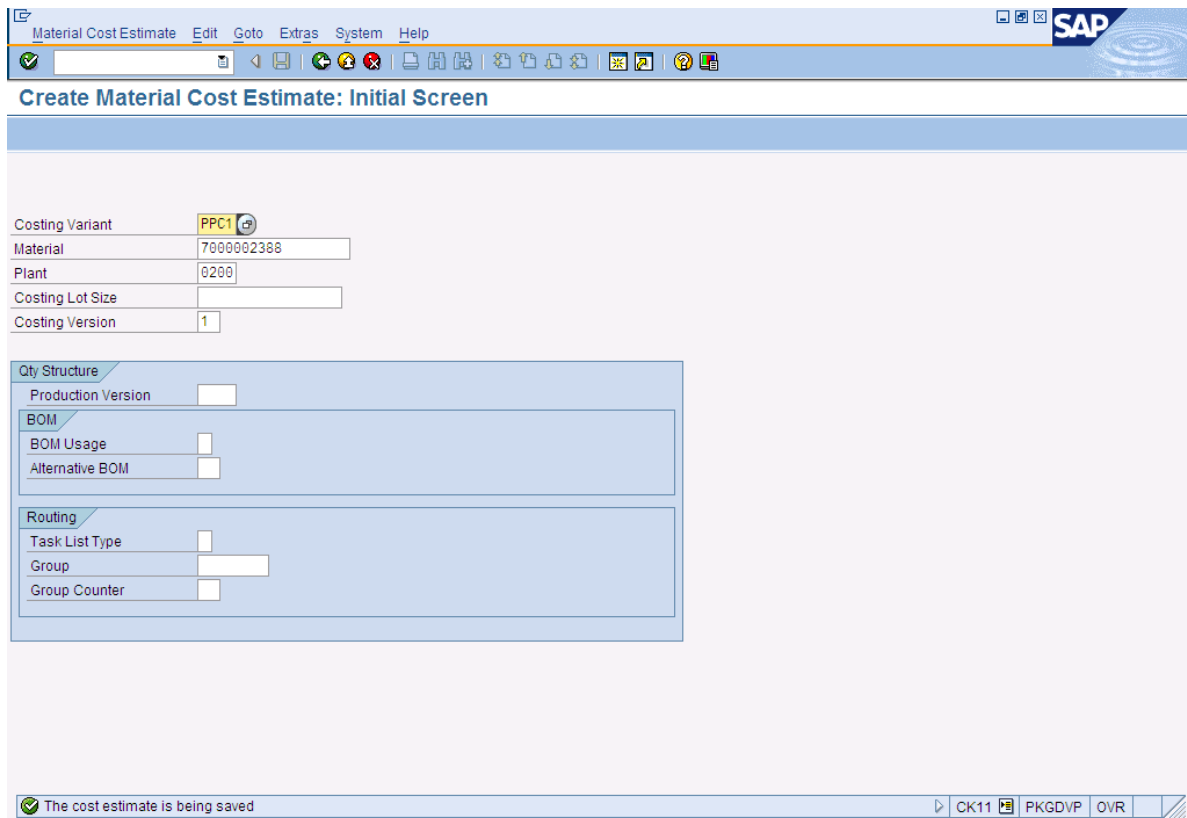
System messages were generated. See log

CK11 PKGDVP OVR



5. Click button .

Create Material Cost Estimate: Initial Screen



The screenshot shows the SAP 'Create Material Cost Estimate: Initial Screen' dialog box. The title bar includes 'Material Cost Estimate', 'Edit', 'Goto', 'Extras', 'System', and 'Help'. The SAP logo is in the top right corner. The main area contains the following fields:

- Costing Variant: PPC1 (with a dropdown arrow)
- Material: 7000002388
- Plant: 0200
- Costing Lot Size: (empty)
- Costing Version: 1

Below these fields are three expandable sections:

- Qty Structure**
 - Production Version: (empty)
- BOM**
 - BOM Usage: (empty)
 - Alternative BOM: (empty)
- Routing**
 - Task List Type: (empty)
 - Group: (empty)
 - Group Counter: (empty)

At the bottom, a status bar shows a green checkmark and the text 'The cost estimate is being saved'. On the right side of the status bar, there are buttons for 'CK11', 'PKGDVP', and 'OVR'.

6. As required, complete/review the following fields:

Field	R/O/C	Description
Material	R	Example: 7000002388
KEYCODE	R	Example: /nck24



Price Update: Mark Standard Price

Program Edit Goto System Help

Price Update: Mark Standard Price

Release Other Prices Log

Posting Period/Fiscal Year 7 2011 Marking Allowance

Company Code to Plant to Material to

Processing Options

- ☒ Test Run
- ☒ With List Output
- ☐ Parallel Processing
- ☐ Background Processing

CK24 PKGDVP OVR

7. As required, complete/review the following fields:

Field	R/O/C	Description
Material	R	Example: 7000002388
Company Code	R	Example: pkgs
to	R	Example:

8. Press "Tab".
9. As required, complete/review the following fields:



10.

11. Click Test Run check box ☒ Test Run

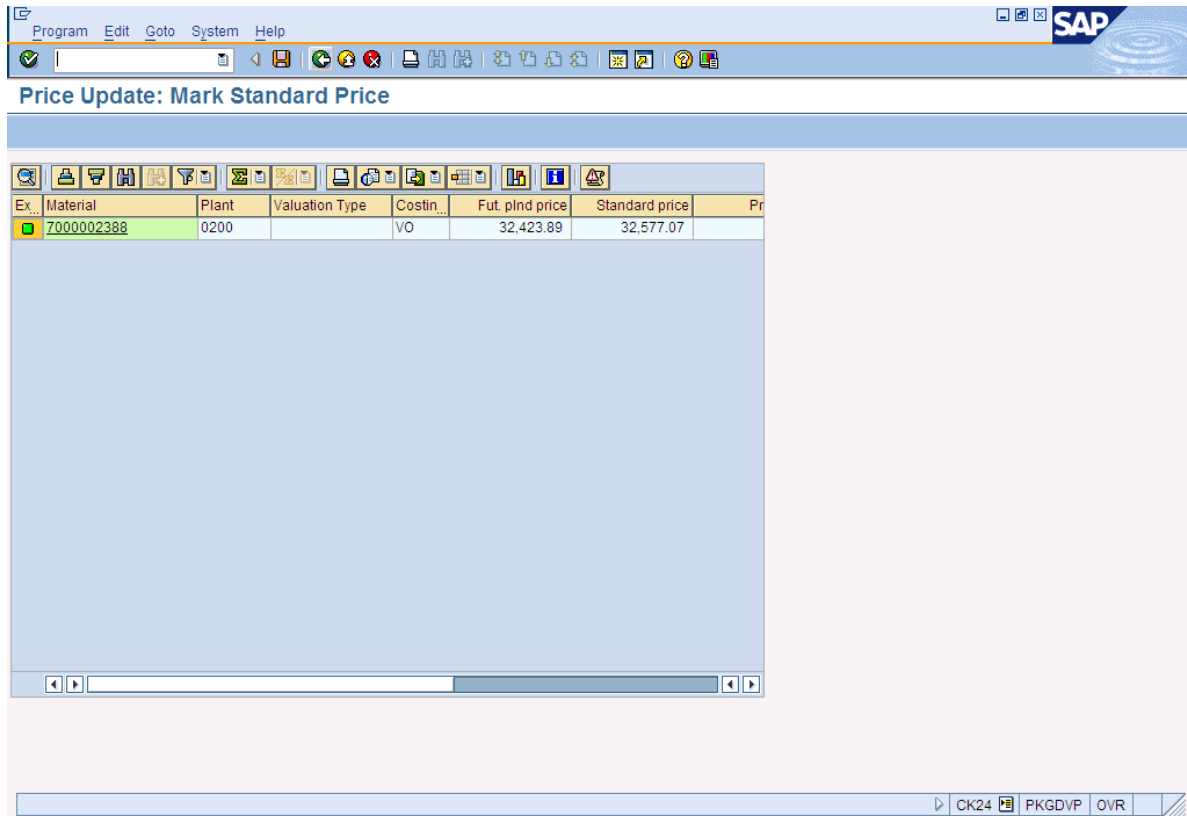
Price Update

Tuesday, August 02, 2011



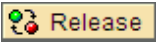
13. Click button .

Price Update: Mark Standard Price



Ex...	Material	Plant	Valuation Type	Costin...	Fut. plnd price	Standard price	Pr
	70000002388	0200		VO	32,423.89	32,577.07	

14. Click button .

15. Click Release button .



Price Update: Release Standard Price

Program Edit Goto System Help

Price Update: Release Standard Price

Marking Other Prices Log

Posting Period/Fiscal Year 7 2011

Company Code PKGS to

Plant 0200 to

Material 7000002388 to

No. of Materials in Document 128

Processing Options

- ☐ Test Run
- ☒ With List Output
- ☐ Parallel Processing
- ☐ Background Processing

CK24 PKGDVP OVR

16. Click button .



Display Material 7000002388 (Semifinished products)

SAP

Material Edit Goto Environment System Help

Display Material 7000002388 (Semifinished products)

Additional Data Org. Levels

Quality management Accounting 1 Accounting 2 Costing 1 Costing 2

Material 7000002388 WASTE PAPER PULP 2nd QLTY. Plant 0200 PBD Kasur Plant

General data

Base Unit of Measure	TON ton	Valuation Category	
Currency	PKR	Current period	07 2011
Division		Price determ.	<input type="checkbox"/> ML act.

Current valuation

Valuation Class	7900	Proj. stk val. class	
VC: Sales order stk		Price Unit	1
Price Control	S	Standard price	32,423.89
Moving price	32,513.56	Total Value	662,744.31
Total Stock	20,440		
Future price	0.00	Valid from	
Previous price	32,577.07	Last price change	29.07.2011

☐ Valuated Un

Previous period/year Std cost estimate

MM03 PKGDVP INS

17. As required, complete/review the following fields:

Field	R/O/C	Description
KEYCODE	R	Example:



Desktop

Display Material 700002388 (Semifinished products) **SAP**

Display Material 700002388 (Semifinished products)

Additional Data Org. Levels

Quality management Accounting 1 Accounting 2 Costing 1 Costing 2

Material 700002388 WASTE PAPER PULP 2nd QLTY.

Plant 0200 PBD Kasur Plant

General data

Base Unit of Measure	TON ton	Valuation Category	
Currency	PKR	Current period	07 2011
Division		Price determ.	<input type="checkbox"/> ML act.

Current valuation

Valuation Class	7900	Proj. stk val. class	
VC: Sales order stk		Price Unit	1
Price Control	S	Standard price	32,423.89
Moving price	32,513.56	Total Value	662,744.31
Total Stock	20.440		
Future price	0.00	<input type="checkbox"/> Valuated Un	
Previous price	32,577.07	Valid from	
		Last price change	29.07.2011

Previous period/year Std cost estimate

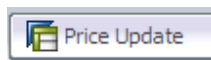
MM03 PKGDVP INS

start Ijaz Hussa... Microsoft... SAP Easy... SAP Logon... Price Update Display Ma... SAP Easy...

10:53 AM Friday 29-Jul-11

18.

Click Price Update button





Price Update

SAP

List Edit Goto Settings Extras System Help

Price Update

Log created on 29.07.2011

Information 3
Warnings
Error
Total 3

Δ	M	Material	Pint	AppAr	MsgNo	Message Text	ItmNo
○○	I			CKPRCH	019	Price change document 3001458962 posted	
○○	I			CK	790	***** Summary : *****	
○○	I			CK	705	Of 1 materials, 1 cost estimates were updated successfully	

Of 1 materials, 1 cost estimates were updated successfully

CK24 PKGDVP OVR

19. As required, complete/review the following fields:

Field	R/O/C	Description
	R	Example: /nzpch

20. Press "Return".



Upload Moving Average Price

Program Edit Goto System Help

Upload Moving Average Price

Selection Screen

Material Number: to

Plant: ☒

Posting Date: ☒

ZPCH PKGDVP OVR

21. As required, complete/review the following fields:

Field	R/O/C	Description
Material Number:	R	Example: 7000002388



Desktop

Upload Moving Average Price SAP

Selection Screen

Material Number:	7000002388	to		→
Plant:	<input checked="" type="checkbox"/>	to		→
Posting Date:	<input checked="" type="checkbox"/>			

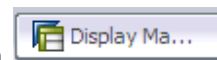
Start button:

Navigation bar: ZPCH PKGDVP OVR

Taskbar: start, Ijaz Husse..., Microsoft..., SAP Easy..., SAP Logon..., Upload Mo..., Display Ma..., SAP Easy..., 10:54 AM Friday 29-Jul-11

22.

Click Display Material 7000002388 (Semifinished products) button





Upload Moving Average Price

Program Edit Goto System Help

/nzcph

Upload Moving Average Price

Selection Screen

Material Number: 7000002388 to

Plant: 0200 to

Posting Date: 01.07.2011

ZPCH PKGDVP OVR

23.

Click control

24. Press "Return".

25. As required, complete/review the following fields:

Field	R/O/C	Description
	R	Example: 7

26. Press "Return".

27. As required, complete/review the following fields:




Field	R/O/C	Description
	R	Example: 0

28. Press "Return".

29. As required, complete/review the following fields:

Field	R/O/C	Description
	R	Example: 01

30. Press "Return".

31. Click button .

Result

You have %s.