

SAP Technical Upgrade ECC 6.0

Training Manuals



IMAGINATION BEYOND EDGES

Cost Collector Run

Production Planning & Control

Prepared by : M. Hashim Abbasi

Date of Publication : 22.07.2011



Procedure

1. Start the transaction using the menu path or transaction code.

Change Product Cost Collector: Initial Screen

2. As required, complete/review the following fields:

Field	R/O/C	Description
Production Process No	R	Example:
Production Process No	R	Example:



Change Product Cost Collector

Product Cost Collector Edit Goto System Help

Change Product Cost Collector

Cost

Material 7000067672 WASTE PAPER PULP 3rd QLT.
Plant 0200 PBD Kasur Plant
Order 700020 WASTE PAPER PULP 3rd QLT.
Order Type R001 Product cost collector
External order no.

Characteristics for production process

Production Process No	100998137	IBM - Test
Costing Lot Size	100,000	TON
Planning plant	0200	PBD Kasur Plant
BOM Usage	1	Task List Type R
Alternative BOM	1	Group 50000057
		Group Counter 1

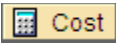

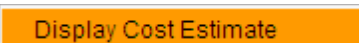
Data

Business Area	400	Cstg variant planned	PREM
Profit Center	4001	Cstg variant actual	PPP3
Variance Key	000001	Overhead key	
Results Analysis Key	000003	Costing Sheet	PKGSOH

Status

System status REL PRC SETC

KKF7 PKGDVP INS

- Click Cost button .
- Click button .
- Click Goto main menu [Goto](#).
- Click Goto → Display Cost Estimate menu item .

Preliminary costing for product cost collector



Preliminary costing for product cost collector


Status	Costing Date (Key)	Valid from	Costing Variant	ProdCstgNo
KA	20.07.2011	20.07.2011	PREM	100998137
KA	23.07.2011	23.07.2011	PREM	100998137

✓ ⚙️ 🖨️ 📄 📊 📁 🏠 ? ✖



7. Click label

KA	23.07.2011	23.07.2011	PREM	100998137
----	------------	------------	------	-----------

8. Click button .

Display Material Cost Estimate with Quantity Structure

SAP

Cost Estimate Edit Goto Costs Extras Settings System Help

Display Material Cost Estimate Quantity Structure

Costing Structure Off Detail List Off Hold

Material: 7000067672 WASTE PAPER PULP 3rd QLT.
Plant: 0200

Costing Structure: WASTE PAPER PULP
RECOVERED FIBR
RECOVERED FIBR
RECOVERED FIBR

Costing Data Dates Qty Struct. Valuation History Costs

Costs Based On: 1 Costing Lot Size 100.000 TON


Cost Component View	Total Costs	Fixed Costs	Variable	Currency
Cost of goods manufactured	3,242,262.72	87,253.93	3,155,008.79	PKR
Cost of goods sold	3,242,262.72	87,253.93	3,155,008.79	PKR
Sales and administration co	0.00	0.00	0.00	PKR
Inventory (commercial)	3,242,262.72	87,253.93	3,155,008.79	PKR
Inventory (tax-based)	0.00	0.00	0.00	PKR

1 Cost of goods manufactured Partner

Itemization for material 7000067672 in plant 0200

ItemNo	Resource	Cost Eleme	Total Value	Fixed Value	COCr	Quantity	Un
1	E 51501 51501 MACHIN	804300	0.00	0.00	PKR	0.0	HR
2	M 0200 1000001423	811001	709,367.22	0.00	PKR	25.300	TO
3	M 0200 1000001422	811001	1,262,270.70	0.00	PKR	63.100	TO
4	M 0200 1000001424	811001	821,829.66	0.00	PKR	37.900	TO
5	E 51501 51501 MACHIN	804300	448,795.14	87,253.93	PKR	10.667	HR

KKF7 PKGDVP INS

9. Click button .



Change Product Cost Collector

Product Cost Collector Edit Goto System Help

Change Product Cost Collector

Cost

Material 7000067672 WASTE PAPER PULP 3rd QLTY.
Plant 0200 PBD Kasur Plant
Order 700020 WASTE PAPER PULP 3rd QLTY.
Order Type R001 Product cost collector
External order no.

Characteristics for production process

Production Process No	100998137	IBM - Test
Costing Lot Size	100,000	TON
Planning plant	0200	PBD Kasur Plant
BOM Usage	1	Task List Type R
Alternative BOM	1	Group 50000057
		Group Counter 1

Data

Business Area	400	Cstg variant planned	PREM
Profit Center	4001	Cstg variant actual	PPP3
Variance Key	000001	Overhead key	
Results Analysis Key	000003	Costing Sheet	PKGSOH

Status

System status REL PRC SETC

KKF7 PKGDVP INS

10. Click button .



Change Product Cost Collector: Initial Screen

Product Cost Collector Edit Goto System Help

Change Product Cost Collector: Initial Screen

Material: 7000067672 WASTE PAPER PULP 3rd QLT.

Plant: 0200 PBD Kasur Plant

Production Process No: 100998137 IBM - Test

KKF7 PKGDVP INS

11. As required, complete/review the following fields:

Field	R/O/C	Description
	R	Example: CK13

12. Press "Return".



Display Material Cost Estimate: Initial Screen

Material Cost Estimate Edit Goto Extras System Help

Display Material Cost Estimate: Initial Screen

Costing Variant: PREM

Material: 7000067672

Plant: 0200

Costing Version: 1

Costing Date From: 23.07.2011 to 31.07.2011

OK13 PKGDVP INS

13. As required, complete/review the following fields:

Field	R/O/C	Description
Costing Variant	R	Example: PREM
Material	R	Example: 7000067672



Display Existing Cost Estimates

SAP

Display Existing Cost Estimates

Choose Quantity Structure

Display Existing Cost Estimates 1

Add. Cstg.	Costing Variant	Version	Plant	Valid from	Valid to	Status	Prodct	ES
Procurement Alt.								
*** Material 0000000070000007072 ***								
	PREM Prel. cstg cost collector 01	0200	20.07.2011	31.07.2011	KA	X		
IBM - Test	PREM Prel. cstg cost collector 01	0200	23.07.2011	31.07.2011	KA	X		
IBM - Test								

OK13 PKGDVP INS

14. Double-click label 23.07.2011.



Display Material Cost Estimate: Material Costing Data

Material Cost Estimate Edit Goto Costs Extras Settings System Help

Display Material Cost Estimate: Material Costing Data

Material 0000067672 WASTE PAPER PULP 3ri Print 0200

Quantity Structure Log

Costing Data

Costing Variant	PREM	Prel. cstg cost collector	Posting period	7/2011
Costing Version	1		Costing Status	KA
Costing Lot Size	100.000	TON	Costing Msgs	1

Valuation data

Valuation Variant	001	Costing Sheet	PKGSDH
Currency	PKR	Overhead key	
		Process temp	

Costs based on costing lot size 100.000 TON

Cost Component View	Total	Fixed
Cost of goods manufactured	3,242,262.72	87,253.93
Cost of goods sold	3,242,262.72	87,253.93
Sales and administration costs	0.00	0.00
Inventory (commercial)	3,242,262.72	87,253.93
Inventory (tax-based)	0.00	0.00

Cost Components Itemization Variable

OK13 PKGDVP INS

15. Click button .